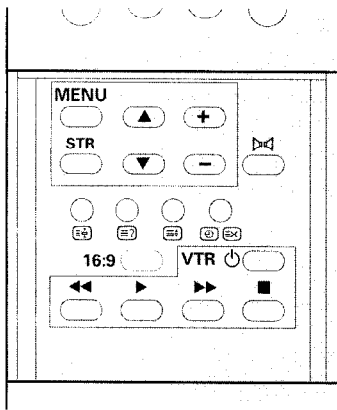


Widescreen modes

Your new wide screen Toshiba TV incorporates the latest, state-of-the-art wide screen modes. This model has been designed to display Widescreen (16:9) material correctly in Wide mode. In addition, a number of different options are provided to give the best presentation for existing TV broadcasts (4:3) programme material.

16:9:



Most feature films are shot in a wide screen format, which is then compressed at the studio. With the growth of satellite broadcasts, more and more films are broadcast in Wide Screen format.

The aspect ratio of the transmission can be changed by a feature known as picture compression.


By pressing the **16:9** button the TV will toggle between **Super Live, Cinema, Subtitle, Wide** and normal **4:3**. (see below)

16:9: Super Live

This television is factory set to Super live which dramatically enhances most conventional 4:3 broadcasts by changing the proportions. You can manually **select Super Live** by repeatedly pressing the **16:9** button.

If you view a conventional 4:3 broadcast in Super Live mode the TV will dynamically stretch the broadcast image to fill the screen.

The central images will be closer to their normal proportions, whilst the extreme left and right edges will be progressively stretched.




Viewing a 4:3 broadcast in Super live mode

16:9: Cinema

Select Cinema when any broadcast has black bars both above and below the picture area. These black bars will be reduced or eliminated.

Select Cinema by repeatedly pressing the **16:9** button.

If you view a conventional 4:3 broadcast in Cinema mode the TV will zoom in on the central image to fill the screen. The central image will retain its true aspect but some of the image on the top and bottom will be lost.



Viewing a 4:3 broadcast with black bars top and bottom in Cinema mode.