

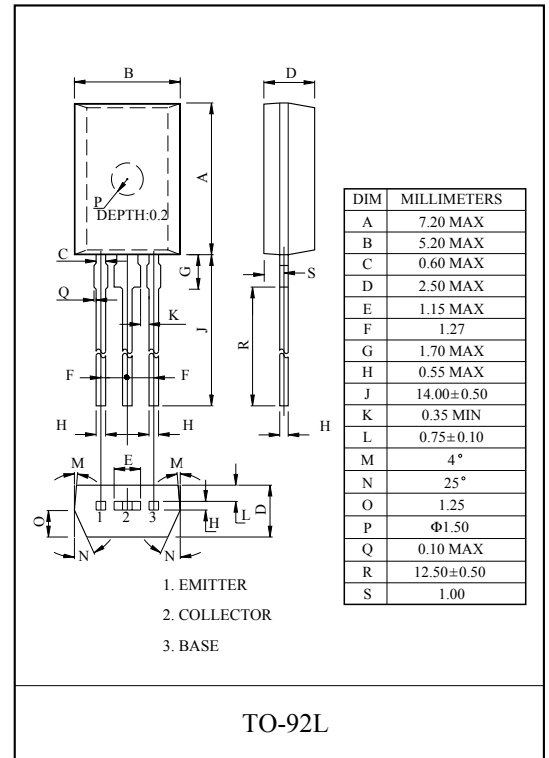
HIGH VOLTAGE APPLICATION.

**FEATURE**

- Complementary to KTA1023.

**MAXIMUM RATING (Ta=25°C)**

CHARACTERISTIC	SYMBOL	RATING	UNIT
Collector-Base Voltage	$V_{CBO}$	120	V
Collector-Emitter Voltage	$V_{CEO}$	120	V
Emitter-Base Voltage	$V_{EBO}$	5	V
Collector Current	$I_C$	800	mA
Emitter Current	$I_E$	-800	mA
Collector Power Dissipation	$P_C$	1	W
Junction Temperature	$T_j$	150	°C
Storage Temperature Range	$T_{stg}$	-55 ~ 150	°C

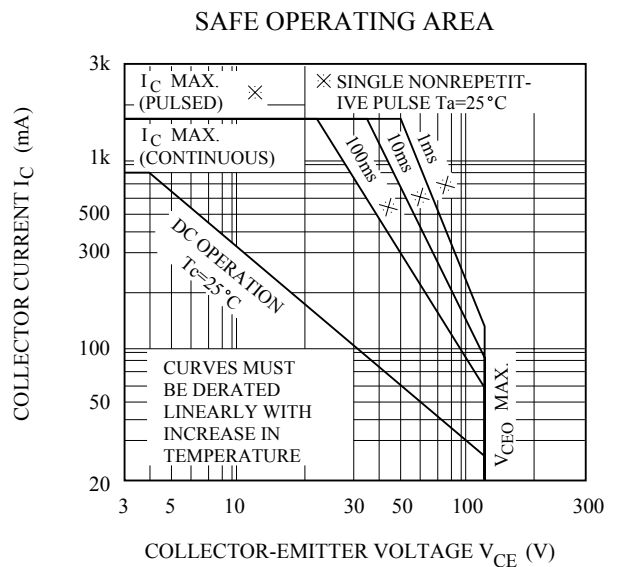
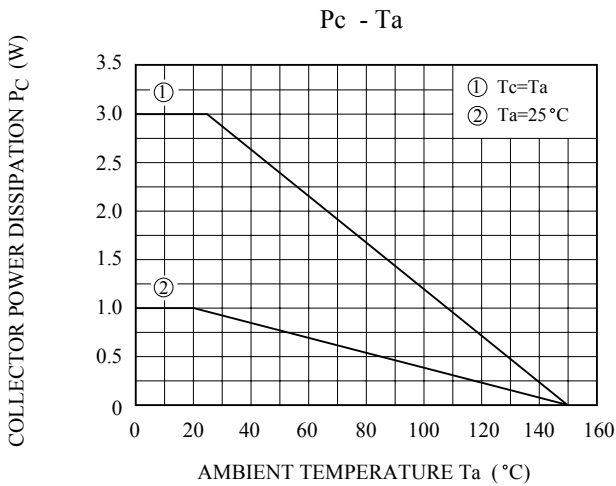
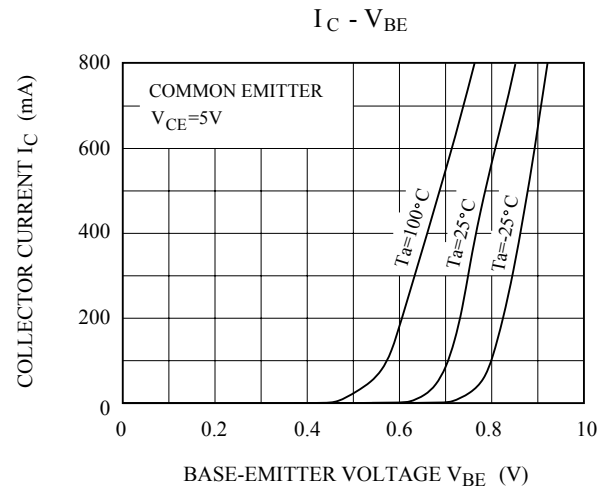
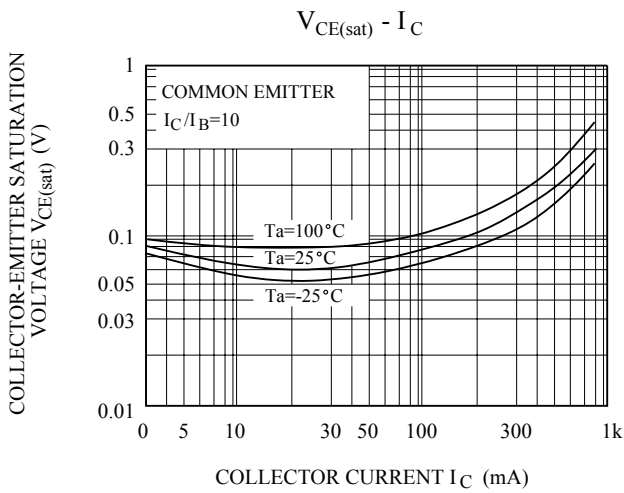
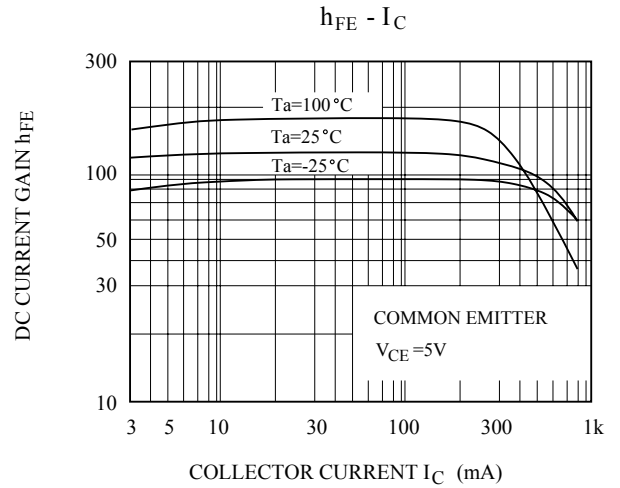
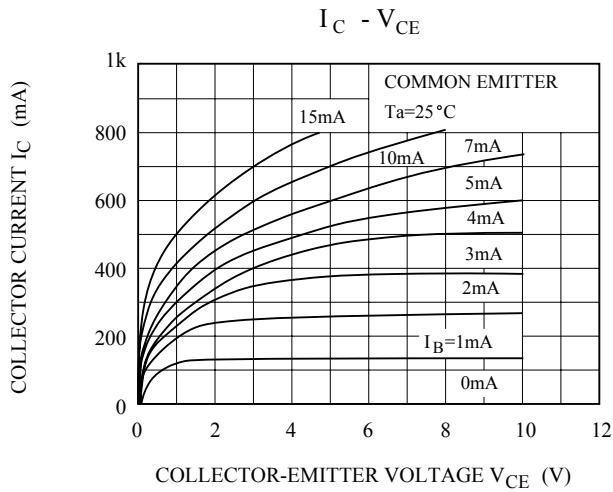


**ELECTRICAL CHARACTERISTICS (Ta=25°C)**

CHARACTERISTIC	SYMBOL	TEST CONDITION	MIN.	TYP.	MAX.	UNIT
Collector Cut-off Current	$I_{CBO}$	$V_{CB}=120V, I_E=0$	-	-	100	nA
Emitter Cut-off Current	$I_{EBO}$	$V_{EB}=5V, I_C=0$	-	-	100	nA
Collector-Emitter Breakdown Voltage	$V_{(BR)CEO}$	$I_C=10mA, I_B=0$	120	-	-	V
Emitter-Base Breakdown Voltage	$V_{(BR)EBO}$	$I_E=1mA, I_C=0$	5.0	-	-	V
DC Current Gain	$h_{FE}$ (Note)	$V_{CE}=5V, I_C=100mA$	80	-	240	
Collector-Emitter Saturation Voltage	$V_{CE(sat)}$	$I_C=500mA, I_B=50mA$	-	-	1.0	V
Base-Emitter Voltage	$V_{BE}$	$V_{CE}=5V, I_C=500mA$	-	-	1.0	V
Transition Frequency	$f_T$	$V_{CE}=5V, I_C=100mA$	-	120	-	MHz
Collector Output Capacitance	$C_{ob}$	$V_{CB}=10V, I_E=0, f=1MHz$	-	-	30	pF

Note :  $h_{FE}$  Classification O:80 ~ 160, Y:120 ~ 240

# KTC1027



This datasheet has been download from:

[www.datasheetcatalog.com](http://www.datasheetcatalog.com)

Datasheets for electronics components.