

AM / FM STEREO RECEIVER

SX-550

HG

1

2

3

4

A

B

C

RF Ass'y AWE-072

SWITCHES;

- S₁ SPEAKERS
- 1. POWER OFF
- 2. SP A
- 3. SP OFF
- 4. SP B
- 5. SP A+B

- S₂ FM MUTING
- ON — OFF

- S₃ MODE
- STEREO — MONO

- S₄ TAPE MONITOR 1
- OFF — ON

- S₅ TAPE MONITOR 2
- OFF — ON

- S₆ LOUDNESS
- OFF — ON

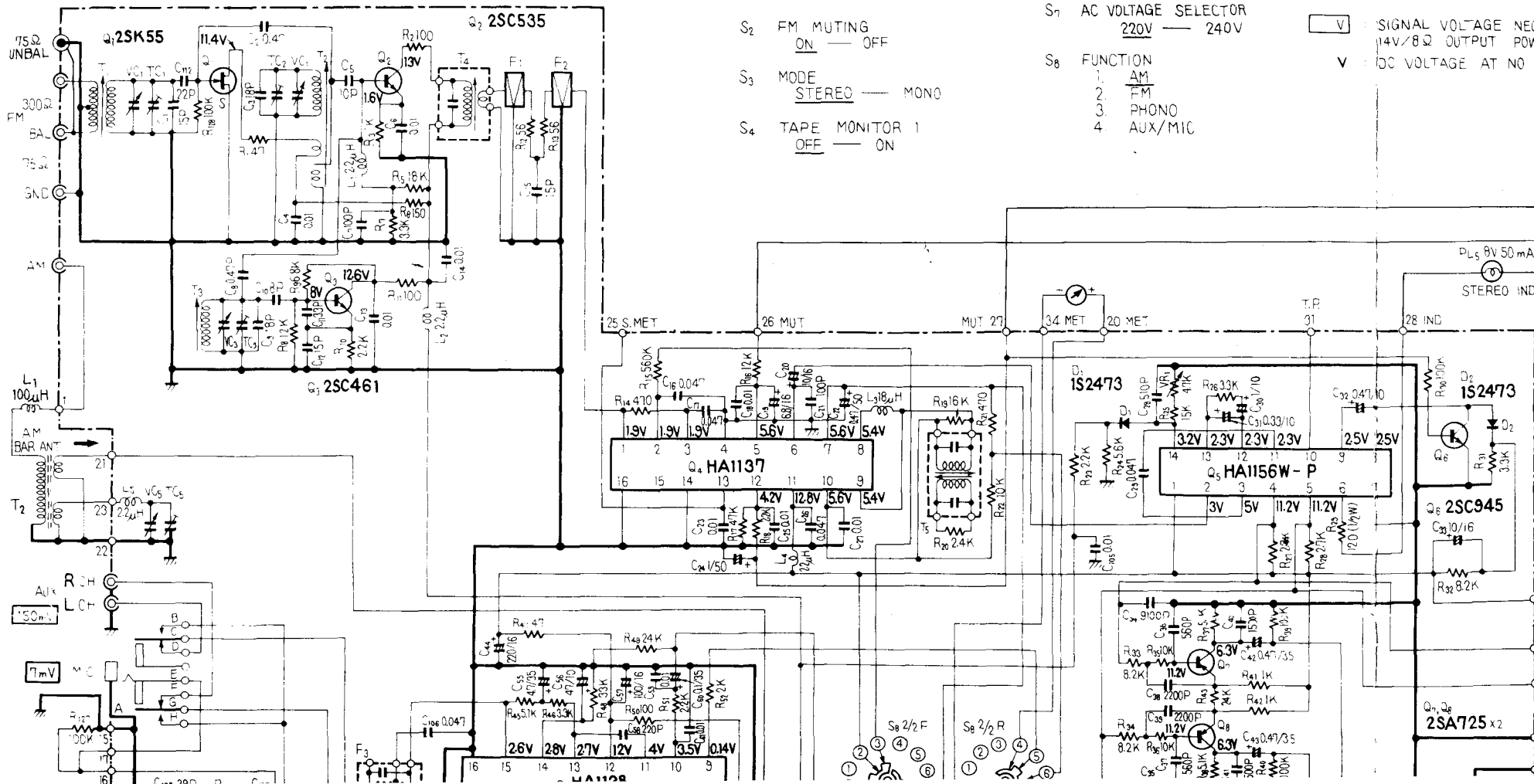
- S₇ AC VOLTAGE SELECTOR
- 220V — 240V

- S₈ FUNCTION
- 1. AM
- 2. FM
- 3. PHONO
- 4. AUX/MIC

RESISTORS;
IN OHM, 1/4W, ±5% TOL
OTHERWISE NOTED K: K

CAPACITORS;
IN μF UNLESS OTHERWISE

V SIGNAL VOLTAGE NEC
14V/8Ω OUTPUT POW
V DC VOLTAGE AT NO 1

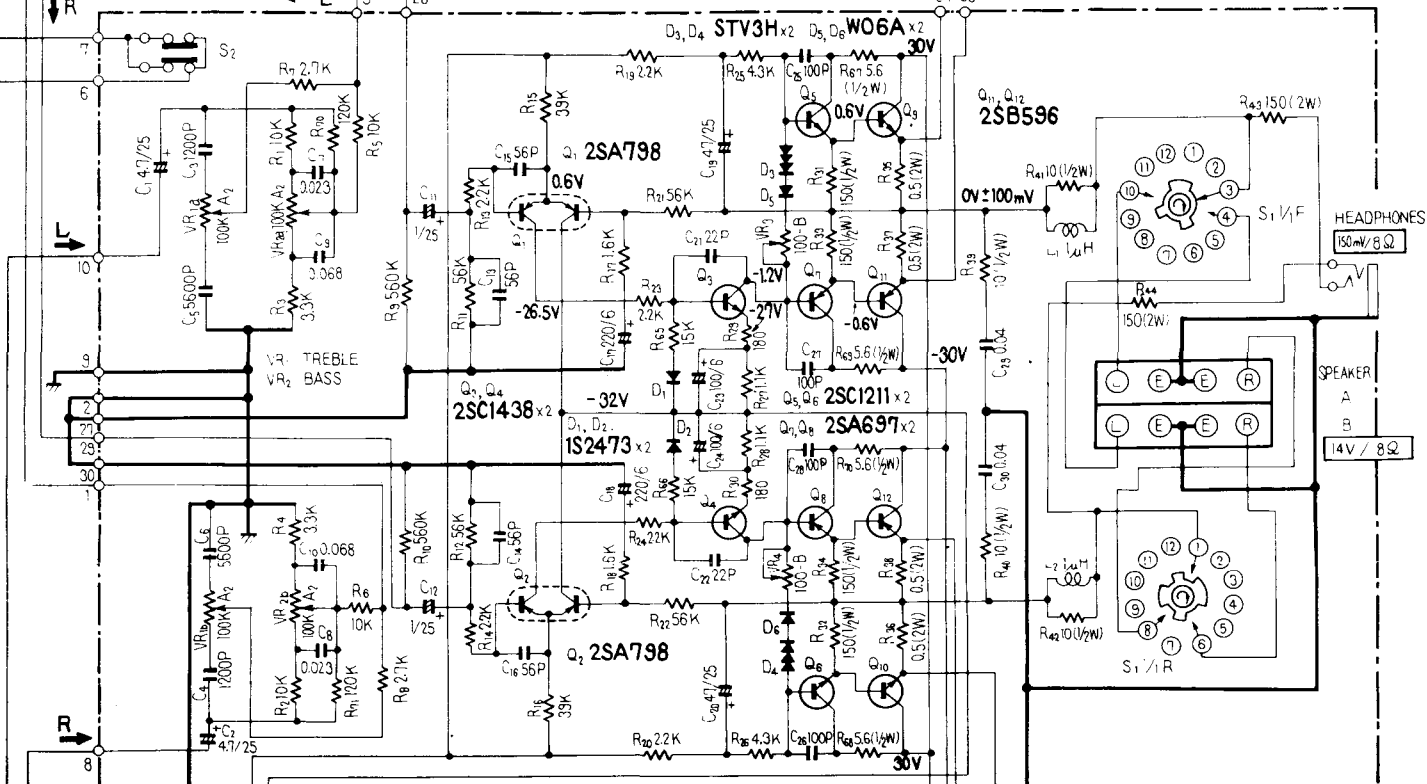
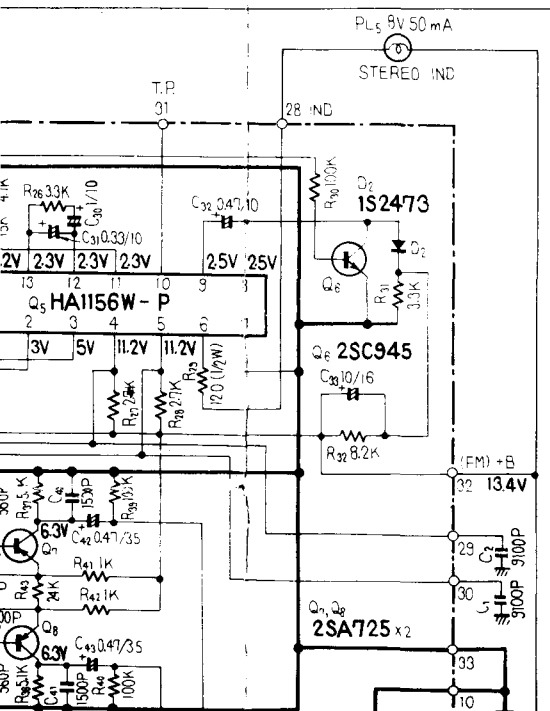
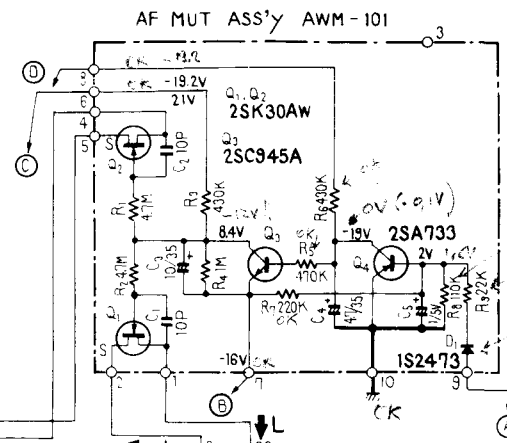


4 5 6 7 8

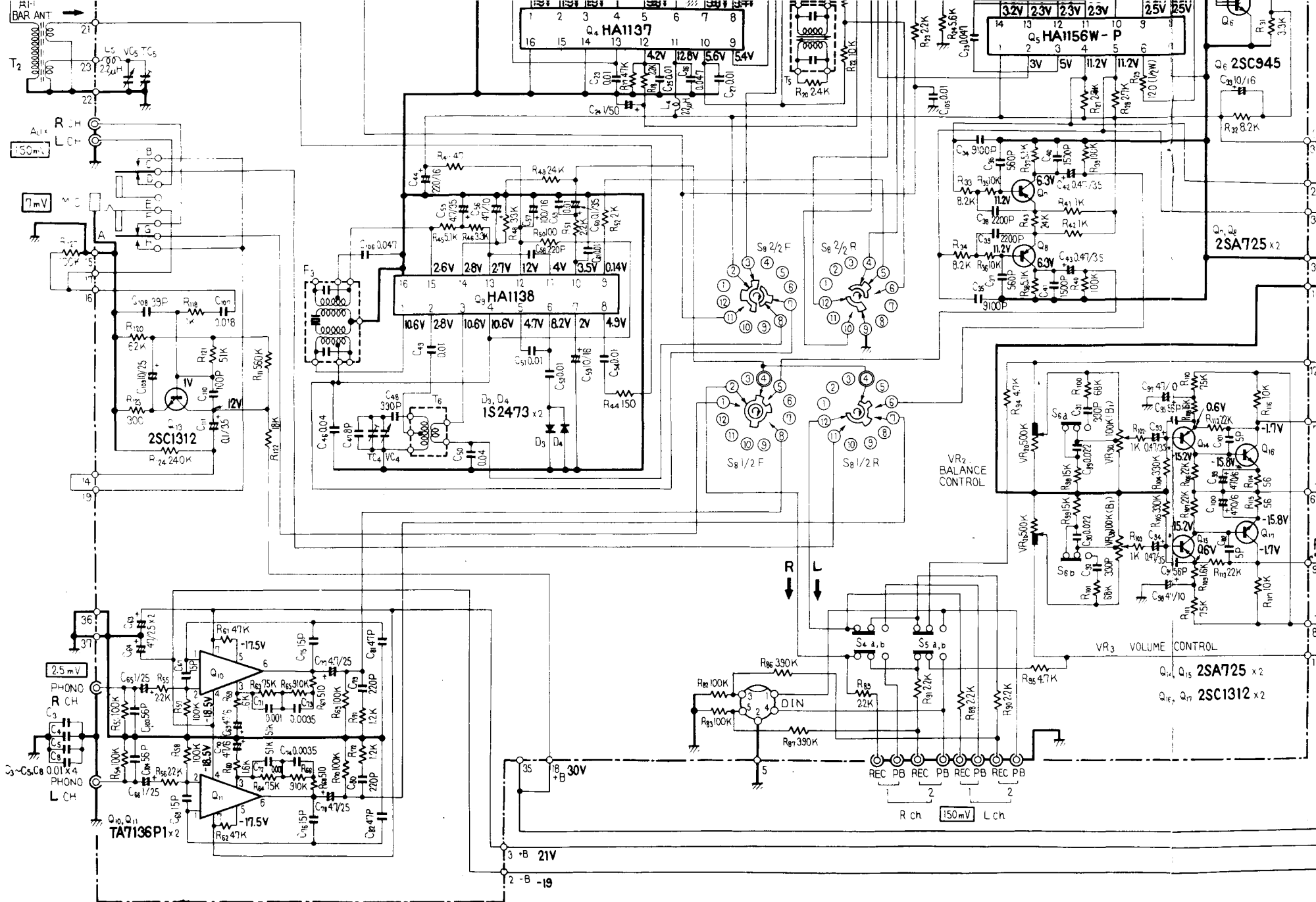
RESISTORS:
IN OHMS, 1/4W, ±5% TOLERANCE UNLESS
OTHERWISE NOTED K: kΩ M: MΩ

CAPACITORS:
IN μF UNLESS OTHERWISE NOTED P: pF

V : SIGNAL VOLTAGE NECESSARY OBTAINING
14V/8Ω OUTPUT POWER (1K Hz)
V : DC VOLTAGE AT NO INPUT SIGNAL.



A
B
C



1

2

3

4

5

AM / FM STEREO RECEIVER

SX-550

HG

SPECIFICATIONS

Semiconductors

FET	3
ICs	5
Transistors	28
Diodes	21

Power Amplifier Section

Continuous Power Output of 20 watts*per channel, min. RMS, at 8 ohms or 4 ohms from 20 Hertz to 20,000 Hertz with no more than 0.3% total harmonic distortion.

Total Harmonic Distortion (20 Hertz to 20,000 Hertz, from AUX)	
Continuous Rated Power Output	No more than 0.3%
10 watts per channel power output,	
8 ohms	No more than 0.07%
1 watt per channel power output,	
8 ohms	No more than 0.07%
Intermodulation Distortion (50 Hertz : 7,000 Hertz = 4 : 1, from AUX)	
Continuous Rated Power Output	No more than 0.3%
10 watts per channel power output,	
8 ohms	No more than 0.07%
1 watt per channel power output,	
8 ohms	No more than 0.07%

Damping Factor

(20Hz to 20,000Hz, 8 ohms)	25
----------------------------	----

Input Sensitivity/Impedance

PHONO	2.5mV/50k ohms
MIC	7.5mV/50k ohms
AUX	150mV/50k ohms
TAPE PLAY 1	150mV/50k ohms
TAPE PLAY 2	150mV/50k ohms
TAPE PLAY 2 (DIN connector)	150mV/50k ohms
PHONO Overload Level (T.H.D. 0.1%)	

FM Section

Usable Sensitivity	MONO	11.2dBf (2.0μV)
	STEREO	20.0dBf (5.5μV)
50dB Quieting Sensitivity	MONO	18.3dBf (4.5μV)
	STEREO	39.2dBf (50μV)
Signal to Noise Ratio at 65dBf	MONO	70dB
	STEREO	65dB
Distortion at 65dBf 100Hz	MONO	0.15%
	STEREO	0.3%
	1kHz	MONO 0.15%
		STEREO 0.3%
	6kHz	MONO 0.4%
		STEREO 0.4%
Frequency Response	30Hz to 15,000Hz ±0.5dB	
Capture Ratio	1.0dB	
Alternate Channel Selectivity	60dB	
Spurious Response Ratio	75dB	
Image Response Ratio	65dB	
IF Response Ratio	90dB	
AM Suppression Ratio	50dB	
Muting Threshold	14dBf (2.8μV)	
Stereo Separation	40dB (1kHz), 30dB (30Hz ~ 15kHz)	
Subcarrier Product Ratio	40dB	
SCA Rejection Ratio	40dB	
Antenna Input	300 ohms balanced 75 ohms unbalanced	

AM Section

Sensitivity (IHF, Ferrite antenna)	300μV/m
(IHF, Ext. antenna)	15μV
Selectivity	35dB
Signal-to-Noise Ratio	50dB
Image Response Ratio	40dB
IF Response Ratio	65dB
Antenna	Built-in Ferrite Loopstick Antenna

Continuous Rated Power Output No more than 85%	
10 watts per channel power output, 8 ohms	No more than 0.07%
1 watt per channel power output, 8 ohms	No more than 0.07%
Damping Factor (20Hz to 20,000Hz, 8 ohms)	25
Input Sensitivity/Impedance	
PHONO	2.5mV/50k ohms
MIC	7.5mV/50k ohms
AUX	150mV/50k ohms
TAPE PLAY 1	150mV/50k ohms
TAPE PLAY 2	150mV/50k ohms
TAPE PLAY 2 (DIN connector)	150mV/50k ohms
PHONO Overload Level (T.H.D. 0.1%)	
PHONO	200mV (1kHz)
Output Level/Impedance	
TAPE REC 1	150mV
TAPE REC 2	150mV
TAPE REC 2 (DIN connector)	30mV/80k ohms
SPEAKER	A, B, A+B
HEADPHONES	Low Impedance
Frequency Response	
PHONO (RIAA equalization)	30Hz to 15,000Hz \pm 0.3dB
AUX, TAPE PLAY	10Hz to 60,000Hz \pm 1dB
Tone Control	
BASS	+9dB, -10dB (100Hz)
TREBLE	\pm 8dB (10kHz)
Loudness Contour (Volume control set at -40dB position)	+6dB (100Hz), +3dB (10kHz)
Hum and Noise (IHF, short-circuited, A Network, rated power)	
PHONO	70dB
AUX TAPE PLAY	90dB

Muting Threshold	14dBf (2.8 μ V)
Stereo Separation	40dB (1kHz), 30dB (30Hz ~ 15kHz)
Subcarrier Product Ratio	40dB
SCA Rejection Ratio	40dB
Antenna Input	300 ohms balanced 75 ohms unbalanced

AM Section

Sensitivity (IHF, Ferrite antenna)	300 μ V/m
(IHF, Ext. antenna)	15 μ V
Selectivity	35dB
Signal-to-Noise Ratio	50dB
Image Response Ratio	40dB
IF Response Ratio	65dB
Antenna	Built-in Ferrite Loopstick Antenna

Miscellaneous

Power Requirements	120V 60Hz
Power Consumption	185W
Dimensions	448(W)x141(H)x307(D) mm 17-4/8(W)x5-9/16(H)x12-1/16(D) in
Weight	Without package 9.4kg (20 lb 11 oz) With package 10.5kg (23 lb 2 oz)

Furnished Parts

FM T-type Antenna	1
Operating Instructions	1

** Measured pursuant to Federal Trade Commission's Trade Regulation rule on Power Output Claims for Amplifiers.*

NOTE:
Specifications and the design subject to possible modification without notice due to improvements.